

Fibershield®-P

The premium textile fire protection curtain for high demands and large dimensions

Product description

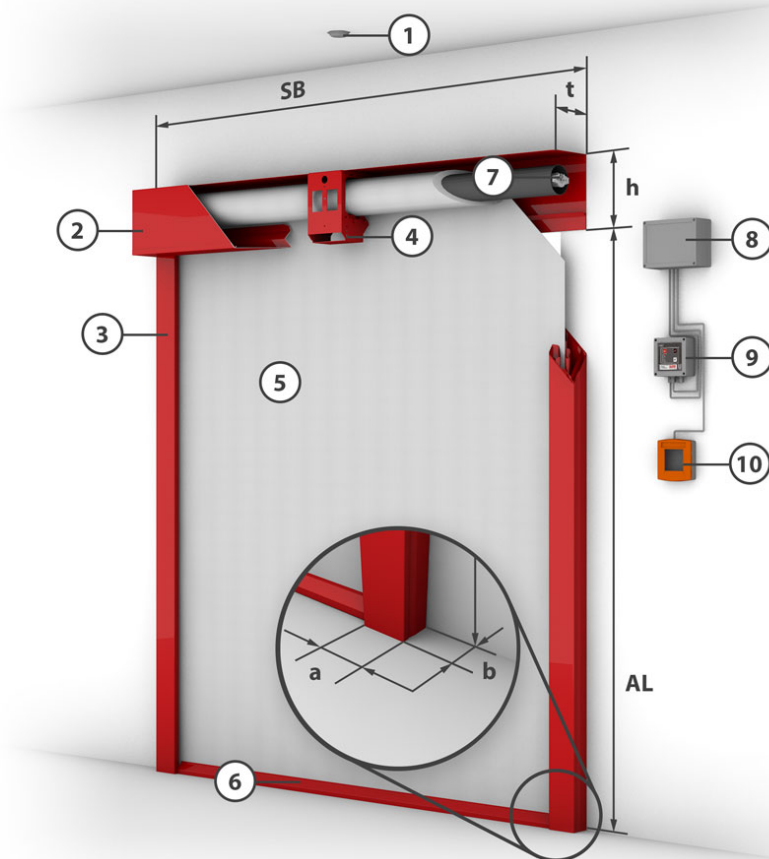
Ideal for efficient fire protection of large dimensions: The textile fire protection curtain Fibershield-P is approved for widths up to 10 m and drop lengths of up to 7.6 m. Larger dimensions are technically feasible. Different classifications can be achieved flexibly by using different types of fabric. The curtain can be moved with just one drive system. As standard, Fibershield-P is equipped with the tried and tested "Gravigen" drive, which closes without requiring an external power source. With numerous design variants, Fibershield-P offers plenty of scope for customer-specific solutions.

Type	Textile fire protection curtain	Verification	Z-6.60-2127 • UB III/B-07-010-1 • LP-1216.2/02 • UB III/08-033 • UB III/B-04-045 • UB 3.1/ 09-018 • UB 3.3/09-202 • UU IV/00-39-1 • 08/32309876 • 2011-Efectis-R0495 • UL 10 (b) (2009) • UL 10 (c) (2009) • UL 10 (d) (2009) • NFPA 252 (2012)
Achievable protection goals	EI - with fire load free zone • EI - with sprinklers		
Proof of usability	General technical approval (Z-6.60-2127)		
Fabric	Heliotex • Protex 1100.1 A2	Closing direction	From top to bottom
Fire load free zone	Heliotex: EI 30/60/90min 20/30/50 cm • Protex: EI 30/60/90min 100/150/200 cm	Fire resistance	E 30 • E 60 • E 90 • E 120 • EW 30 • EW 60 • EW 90 • EW 120 • classified according to DIN EN 13501-2
		Closing cycles	C2

Constructive system design (System drawing)

Classification	Fabric	System width	Drop length (AL)	t (mm)	h (mm)
EW 90	Heliotex EW	≥ 0.8 m - ≤ 10 m	≤ 2 m	190	250
EW 90	Heliotex EW	≥ 0.8 m - ≤ 10 m	≤ 6 m	235	290
E 90 / EW 30	Protex 1100.1 A2	≥ 0.8 m - ≤ 1.6 m	≤ 3.5 m	190	250
E 90 / EW 30	Protex 1100.1 A2	≥ 1.6 m - ≤ 10 m	≤ 3.5 m	190	200
E 90 / EW 30	Protex 1100.1 A2	≥ 0.8 m - ≤ 10 m	≥ 3.5 m - ≤ 6 m	190	250
E 90 / EW 30	Protex 1100.1 A2	≥ 0.8 m - ≤ 10 m	≥ 6 m - ≤ 7.6 m	235	290

(Special sizes on request - technically feasible up to dimensions 22 x 9m (Protex 1100.1 A2) or 12 x 6 m (Heliotex))



1 = Smoke detector

2 = Casing

3 = Side guide

4 = Fixing bracket

5 = Fabric

6 = Closing element

7 = Tubular motor


8 = Control module

9 = Control with operating unit


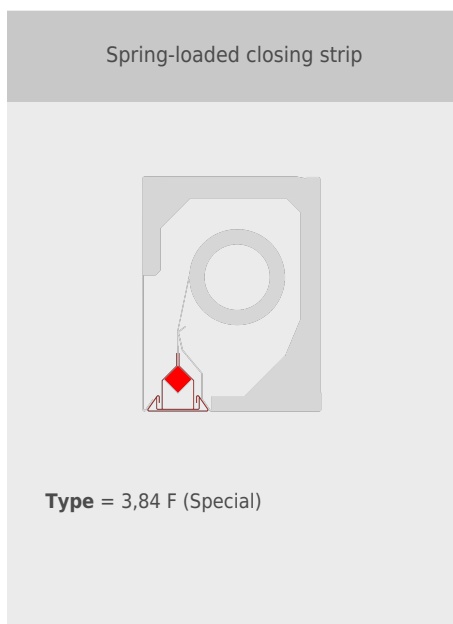
10 = Manual release

Closing strips

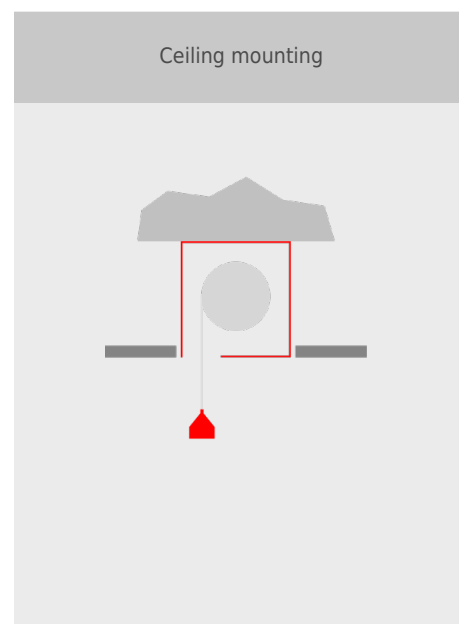
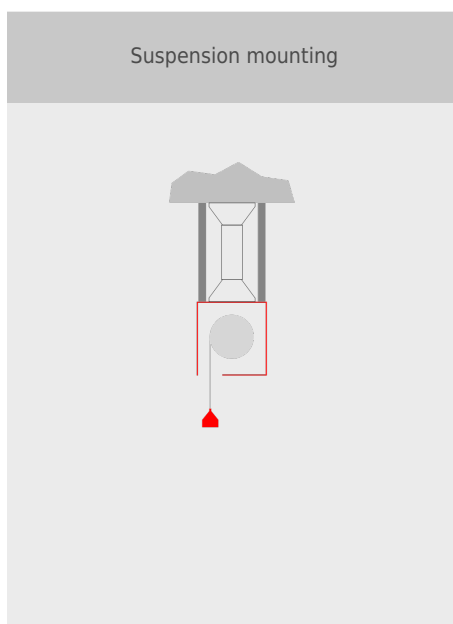
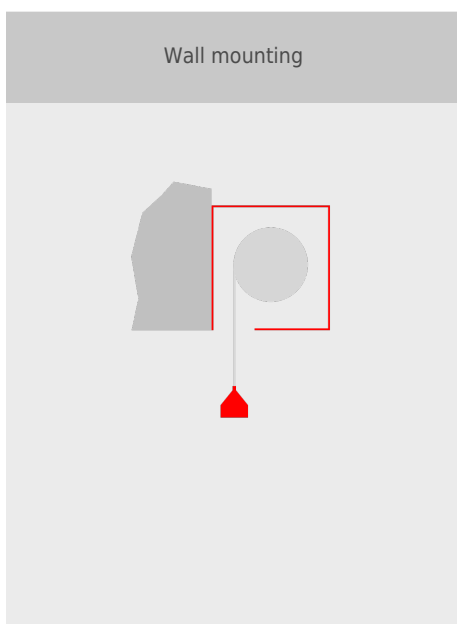
Standard



Special

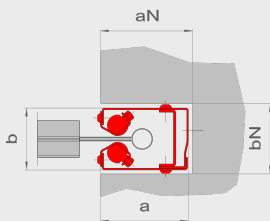


Casing installation options



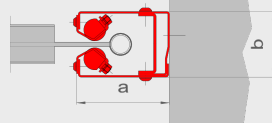
Guide rails

Type 105 E (niche)



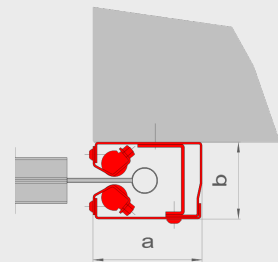
a = 105 mm **b** = 74 mm
AL = ≤ 6 m **A** = ≤ 50 m²

Type 105 E (embrasure)



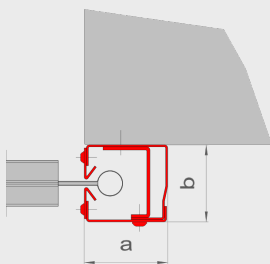
a = 105 mm **b** = 74 mm
AL = ≤ 6 m **A** = ≤ 50 m²

Type 105 E(Wall)



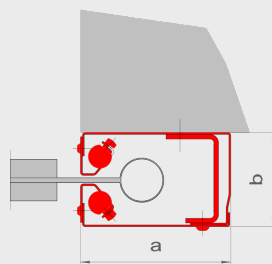
a = 105 mm **b** = 74 mm
AL = ≤ 6 m **A** = ≤ 50 m²

Type 80 E



a = 80 mm **b** = 74 mm
AL = ≤ 3,5 m **A** = ≤ 18 m²

Type 160 E



a = 160 mm **b** = 100 mm
AL = ≤ 9 m **A** = ≤ 120 m²