



Description

SAFETY
LEVEL

AESTHETICS

COSTING

- Speed gate outstanding features: 0.2s fast open and close speed, exceeding slim housing, different height glass arms.
- Speed gate with unique design, stylish of modern and urbanization cabinet, black swipe card panel, attractive red and green LED strip, solid body crate, high-end polish process.
- The body is made of brushed stainless steel which is robust, rigid, anti-rust, waterproof and durable.
- The glass arm can be heightened 900mm to 1800mm for high security control to prevent unauthorized person from climbing.
- The passing width can reach to 600mm for normal passage, and can support 900mm or 1200mm arm for wide passageway, wheelchair, and pedestrian with large luggage can also pass.
- It has standard relay signal, which can be integrated with any kind of third-party access control system (e.g.: RFID, Fingerprint and Biometric reader device).
- In case of emergency, the arms will open automatically to allow free passage when power off.
- Application: suitable for any high-end sites, such as government building, chamber, bank, airport, stadium and so on.

Features

- ✓ Long-life performance, high operation dependability and fast response.
- ✓ The whole system runs smoothly, low noise, no mechanical impact.
- ✓ Single directional or Bi-directional is selectable.
- ✓ Automatic reset function: swing arms will lock automatically within 5s (can be setting) if passenger delay to entry.
- ✓ When power is off, swing arms will open automatically, which is complying with fire safety requirements.
- ✓ LED indicator (red x means no entry; green → means entry).
- ✓ Infrared sensor alarms function, in case of illegal intrusion and reverse intrusion.
- ✓ Anti-intrusion function, the speed gate is locked automatically until valid opening signal input.
- ✓ Anti-reverse function, the turnstile alarms if someone wants to entry in the reverse direction.
- ✓ Anti-trailing function, the speed gate alarms if someone wants to burst in without permission.
- ✓ Anti-collision and anti-kick function, it designed with consolidated and more durable mechanism, will not break even someone collide it.
- ✓ Mechanism self-protection: the arm will reset automatically if is off position. Its movement will not be broken or damaged even after hit.
- ✓ It has the fastest open and close speed rate, 0.2 second. The open and close speed rate can be adjusted.
- ✓ Easy to install and maintain.
- ✓ 3-year warranty support.



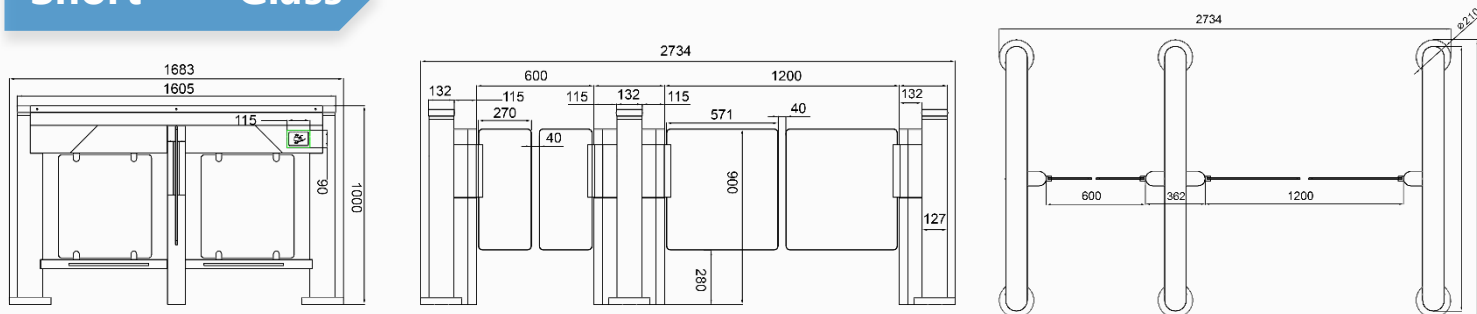
We don't only offer turnstile gates. We offer full access control



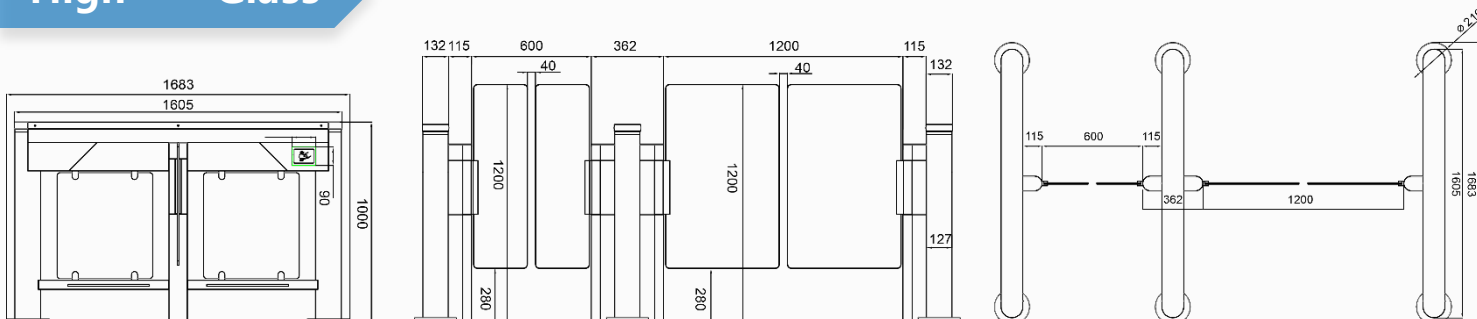
Specification

Model No.	DS7000
Type	Speed Gate
Emergency	Automatic arm open when power off
Certification	Compliance CE, RoHS
Communication	Dry contact, Relay signal, RS485
Framework Material	304 Stainless Steel+ Plexiglas Arm+ Full Tempered Glass on side
Dimension	1683 * 132 * 1000mm
Net Weight	75kg/pcs (single core), 85kg/pcs (double core)
Passage Width	600mm(standard), 1200mm(handicap)
Arm Height	900-1800mm (Max.)
Passing Direction	Single directional / Bi-directional
MCBF	15 million
Power Supply	AC220V/110V, 50/60Hz
Operation Voltage	24V DC
Power Consumption	40W
Operation Temperature	-20 °C - 75 °C
Operation Humidity	0 ~ 95% (No freeze)
Working Environment	Indoor / Outdoor (shelter)
Flow Rate	55 people per minute
LED Indicator	LED indicators on top: green → entry. red × no entry
Infrared Sensor	6 pairs(standard)

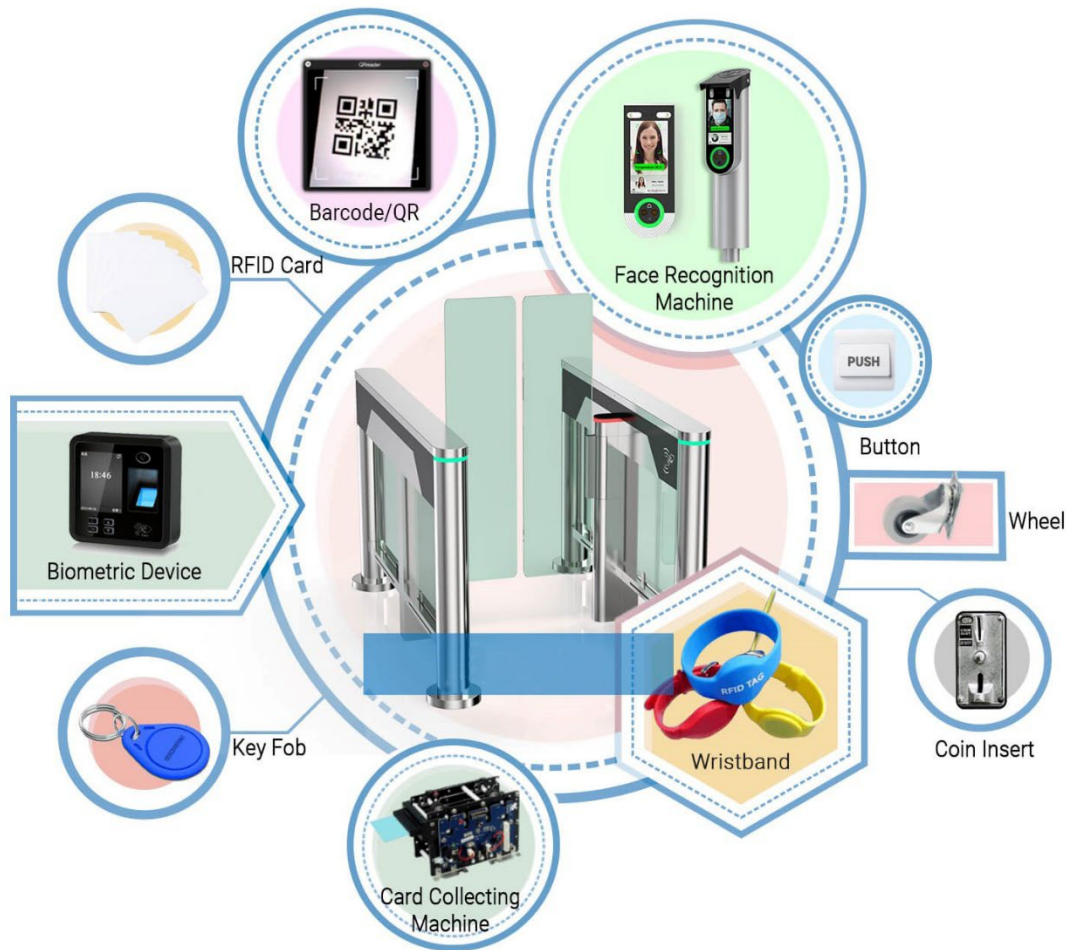
Short Glass



High Glass



WIDE RANGE INTEGRATION



- Face Recognition**
 Dynamic face recognizes, non-contact and trendy solutions
- Barcode /QR scanner**
 Connect with mini PC or access controller to use
 Support phone or paper Barcode/QR
- RFID Card**
 All kinds of RFID card reader, such as
 Mifare, EM cards, HID card, Key Fob, Wristband...
- Biometric Device**
 Support Fingerprint, RFID card, password
 Popular and secure access control solutions
- Key Fob**
 RFID type, mainly use in apartment
- Card Collector Machine**
 The solution is mainly used in park, building for visitor
- Wristband**
 RFID type, mainly used in swing pool and gym
- Coin Insert**
 The solution is mainly for bus stations or toilet
- Wheel**
 Integrated on turnstile for movable and portable
- Button**
 Exit by freely passing/ push button
- 3rd Party Access Controller**
 Any 3rd party access controller can integrate with all our turnstiles

DS7000 working with different heights of glass arm



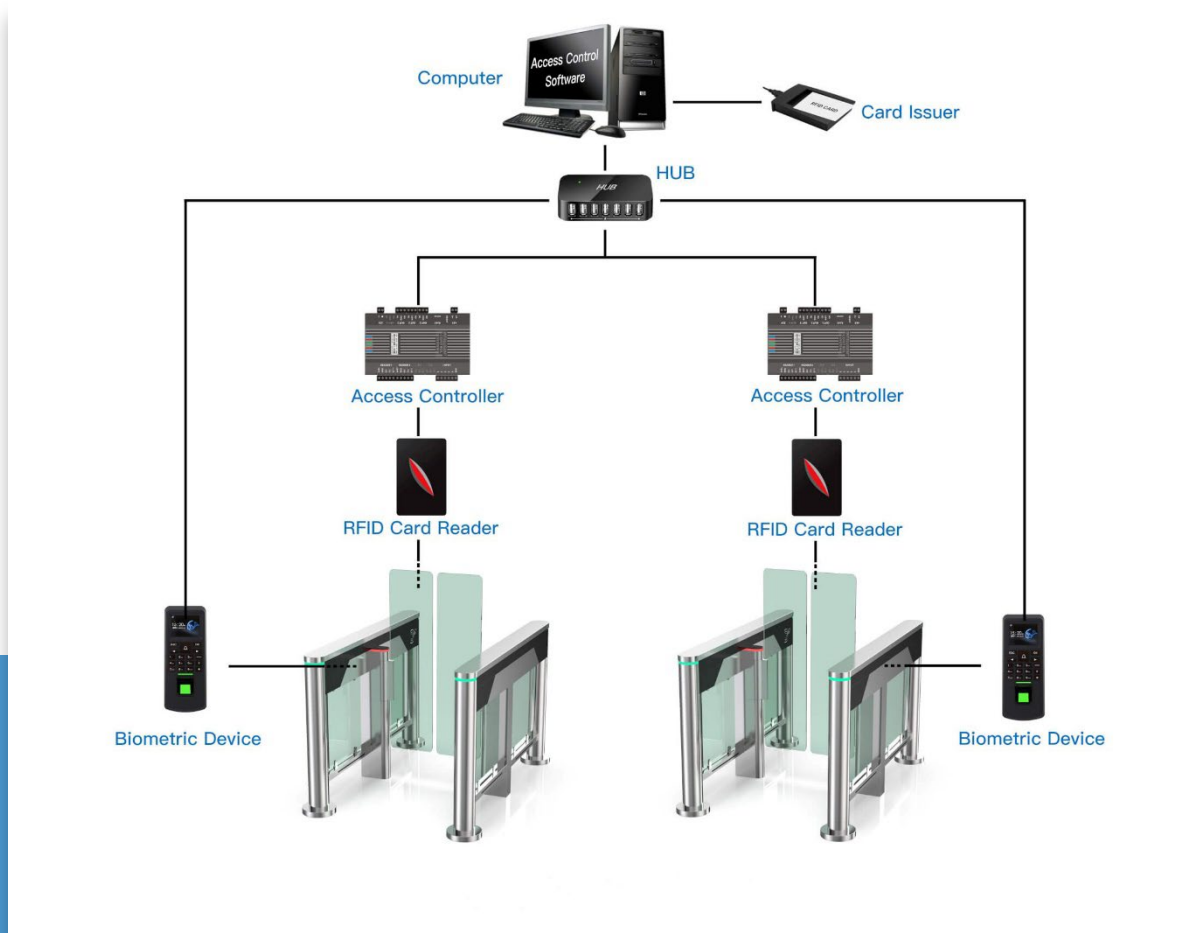
**High Glass
Wide Passage**

Speed Gate DS7000 passage width can reach to 600-1200mm, which is suitable for handicapped person or pedestrians with luggage. And the glass height can be extended to 1.8m, which can ensure higher security.



Short Glass


System Integration Figure



REMARK:

- The turnstile circuit board support to work with any relay signal, and support to integrated with any 3rd party access control system: RFID, BIOMETRIC, QR/BARCODE and so on.
- Multiple access controller board can be connected by TCP/IP through network cable, control by central computer.
- The turnstile circuit board is also with RS232 output, it can connect with mini PC. Turnstile will open once received simple code by computer, which is suitable for the complicated like ticketing system solution.

Speed gate is designed for elegant and luxury application to control access. Outstanding feature: fast open and close speed and exceeding slim housing.



One Lane



Two Lanes



Three Lanes

Details



Slim Body



Infrared Sensor Stripe

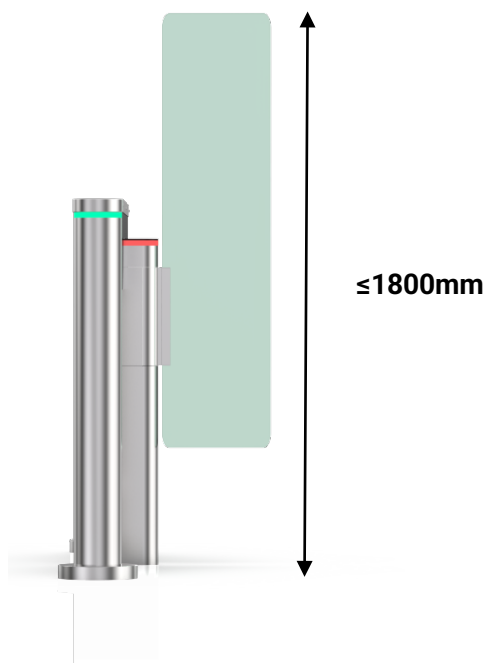
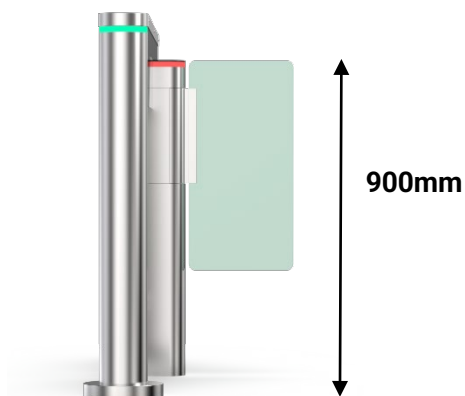


Swipe Card Panel



Foot Cover

Arm Height



Passage Width

